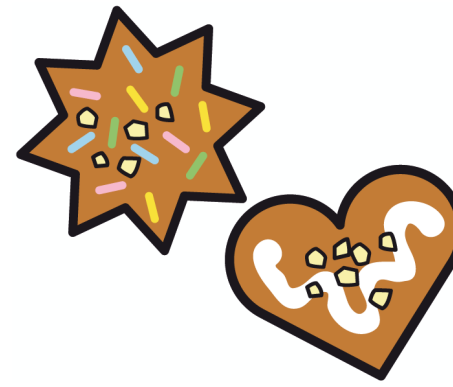


Weihnachtsplätzchen suchen für MetaTalkDE 6x11



Vorbereitung


1. Die Seiten 2-18 bzw. die benötigten Seiten ausdrucken und laminieren.
2. Alle Plätzchen-Fotos der Seiten 2 & 3 ausschneiden und auf der Rückseite mit Haken-Klett versehen. Statt dieser Fotos können auch Fotos von eigenen Plätzchen verwendet werden.
3. Die Seiten 4-18 entlang der Linien in je vier Karten zerschneiden.
4. Jede Karte unten rechts mit weichem Klett versehen.

Spiel-Varianten

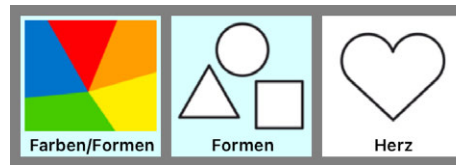


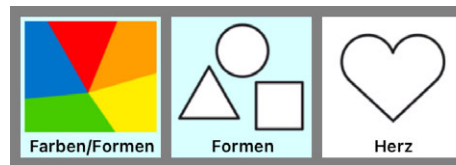
1. **Einzeln:** Die Symbolpfade mit MetaTalkDE 6x11 abtippen und das passende Plätzchen zuordnen.
2. **Zu zweit:** Jede/r erhält einige Karten mit Symbolpfaden, der/die Eine tippt den Symbolpfad der ersten Karte ab und und die/der Andere schaut, welches Plätzchen dazu passt. Anschließend wird gewechselt usw.
3. **In der Gruppe:** Alle Plätzchen werden in die Mitte gelegt, jede/r hat zwei bis vier Karten mit Symbolpfaden, tippt diese ab und gemeinsam wird geschaut, welches Plätzchen passt.
4. **Memo:** Hierfür die Seiten 2 & 3 je zweimal ausdrucken, laminieren und in einzelne Karten zerschneiden. Als offenes, verdecktes und gezinktes Memo spielbar. Zur Differenzierung weniger und leichter unterscheidbare Paare auswählen. Für die Memo-Variante kann der **Spickzettel mit Symbolpfaden für MetaTalkDE 6x11** von Seite 19 ausgedruckt und genutzt werden.

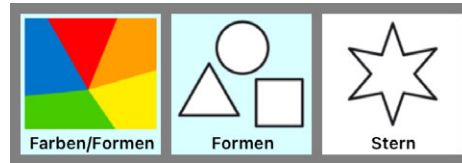

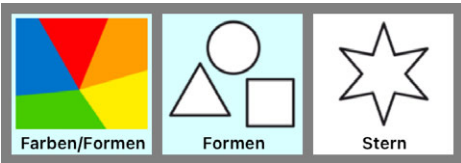

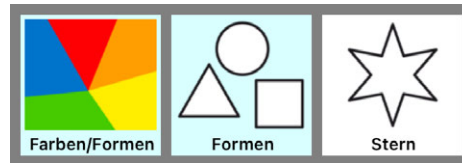
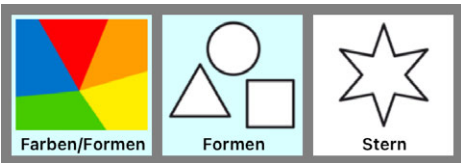
Viel Spaß wünscht Angela Hallbauer 🎅











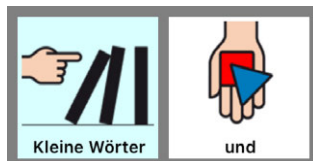
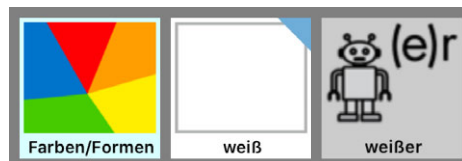
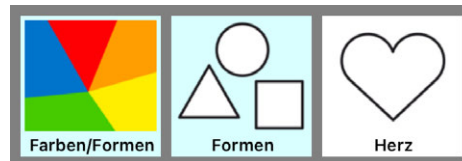
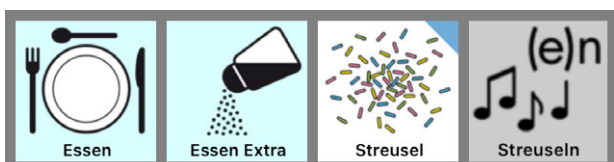
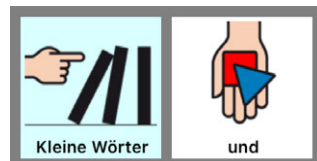

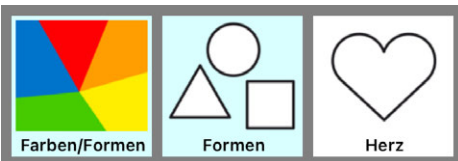
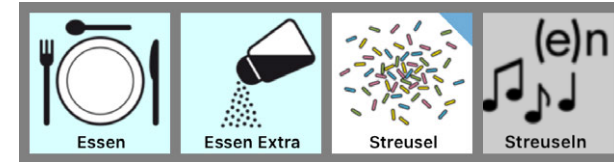
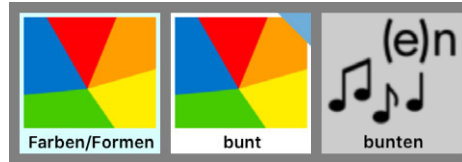

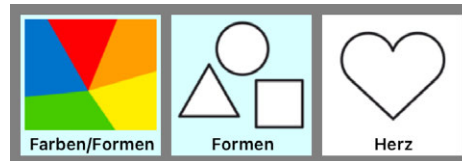
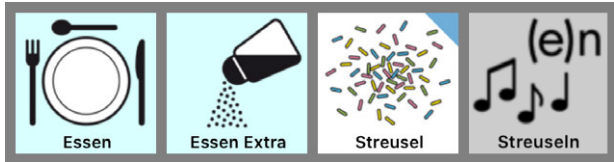
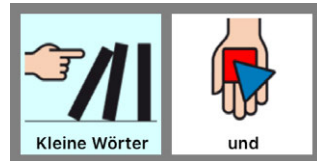
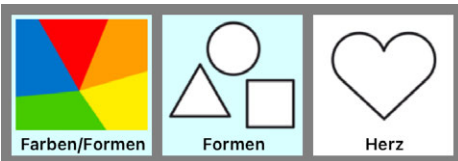


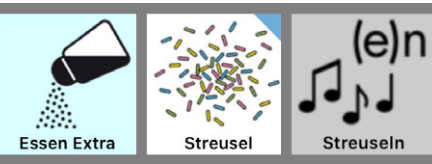
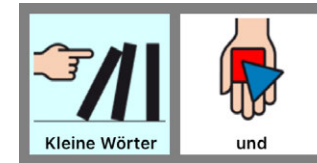
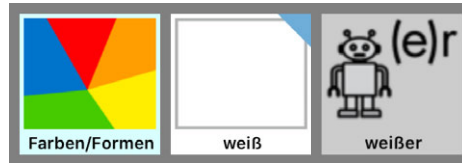
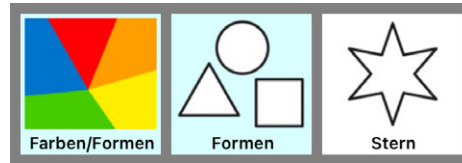
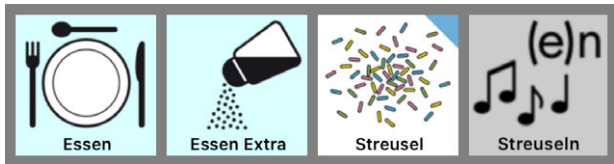

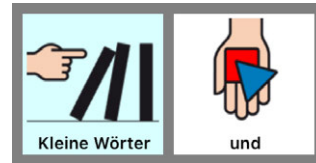

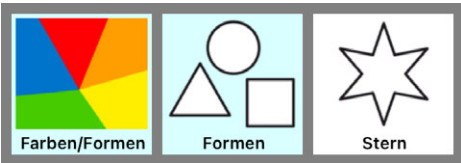
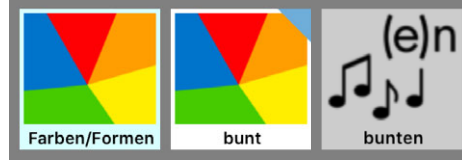
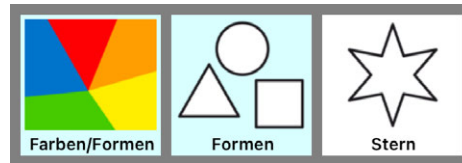


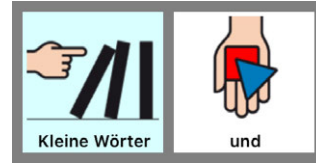
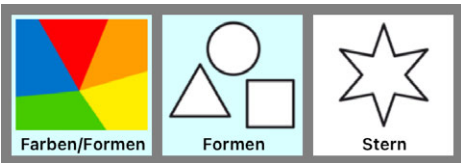


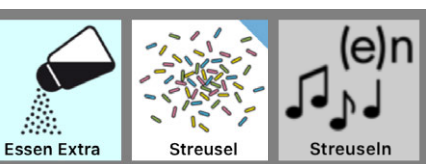
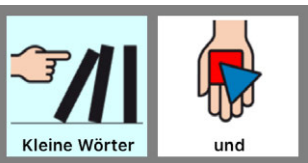
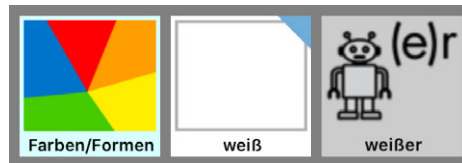
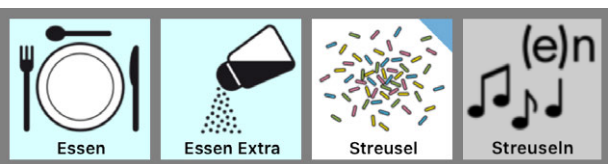

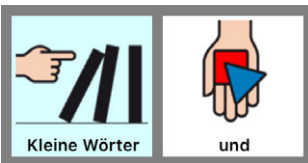
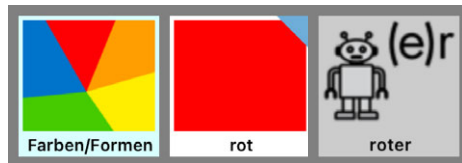

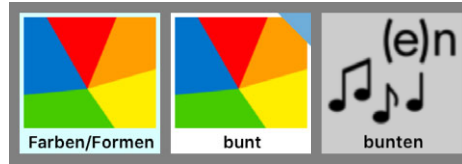

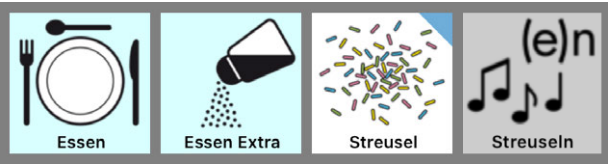

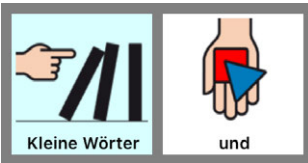
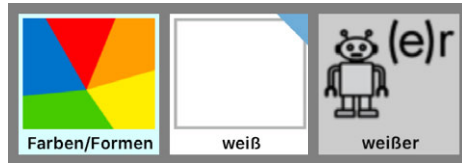


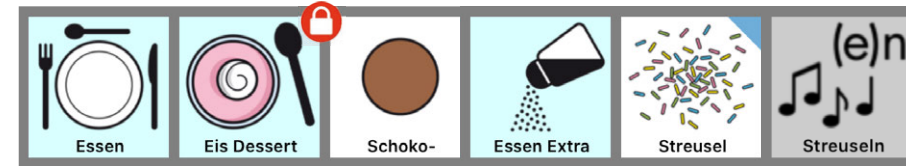
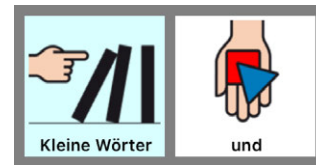
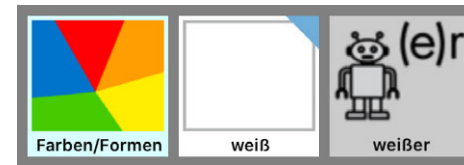
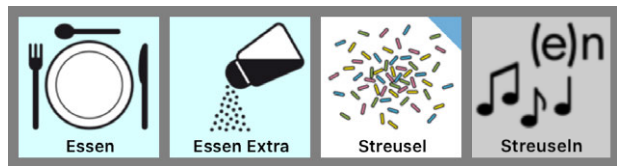

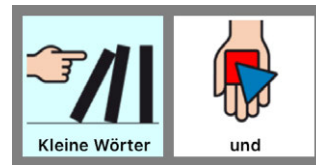

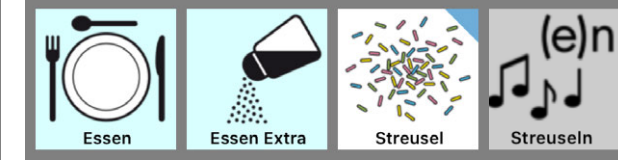
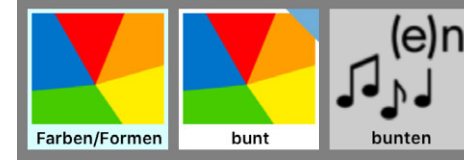
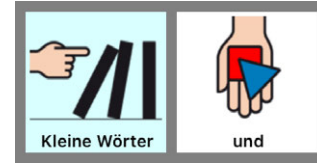
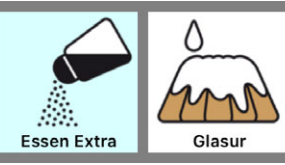


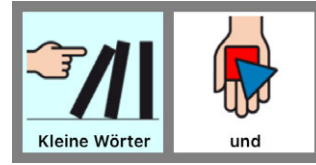
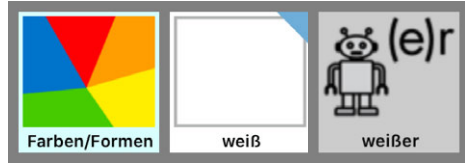


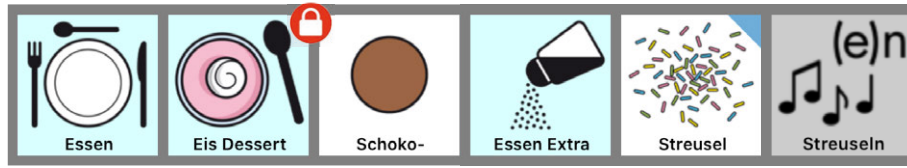
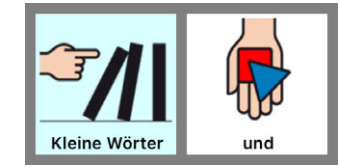

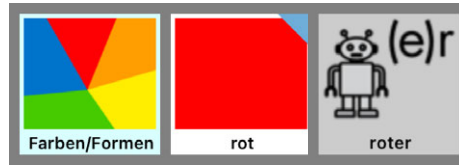
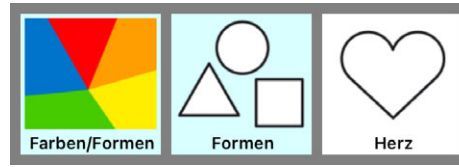
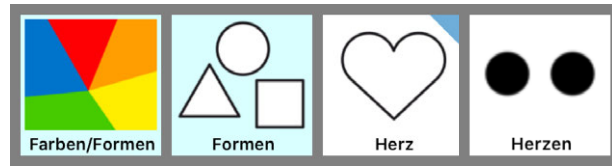
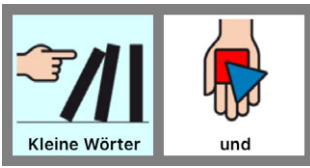
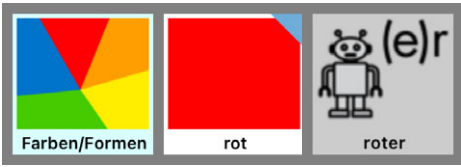
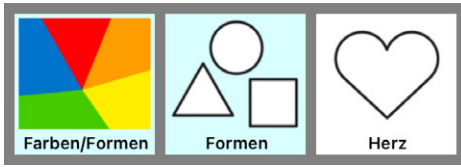
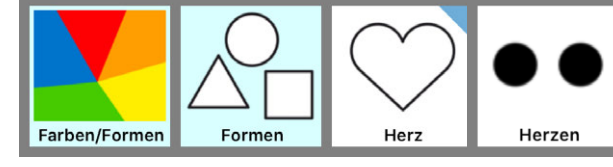
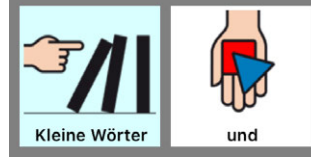
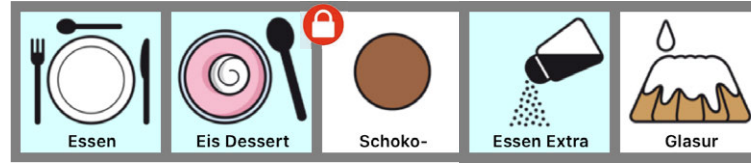
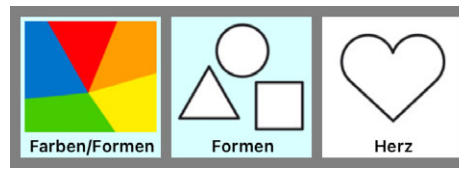
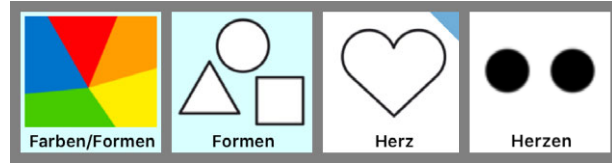
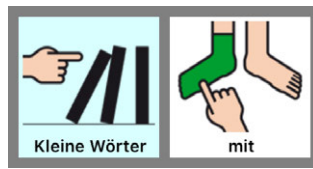




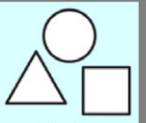





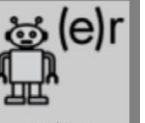




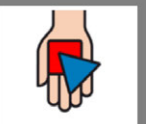

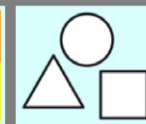





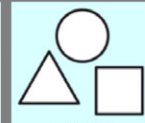


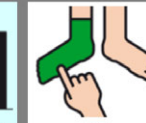






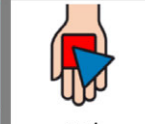

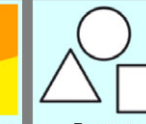





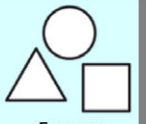





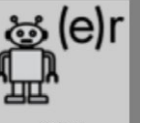




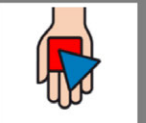

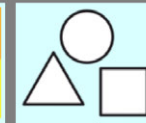








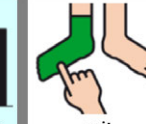







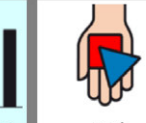










 Farben/Formen	 Formen	 Stern	 Kleine Wörter	 mit	
 Farben/Formen	 weiß	 weißer	 Essen	 Essen Extra	 Glasur
 Kleine Wörter	 und	 Farben/Formen	 Formen	 Herz	 Herzen

 Farben/Formen	 Formen	 Stern	 Kleine Wörter	 mit	
 Essen	 Eis Dessert	 Schoko-	 Essen Extra	 Glasur	
 Kleine Wörter	 und	 Farben/Formen	 Formen	 Herz	 Herzen

 Farben/Formen	 Formen	 Stern	 Kleine Wörter	 mit	
 Farben/Formen	 rot	 roter	 Essen	 Essen Extra	 Glasur
 Kleine Wörter	 und	 Farben/Formen	 Formen	 Herz	 Herzen

 Farben/Formen	 Formen	 Stern	 Kleine Wörter	 mit			
 Farben/Formen	 rot	 roter	 Essen	 Essen Extra	 Glasur	 Kleine Wörter	 und
 Essen	 Eis Dessert	 Schoko-	 Essen Extra	 Streusel	 (e)n Streuseln		

